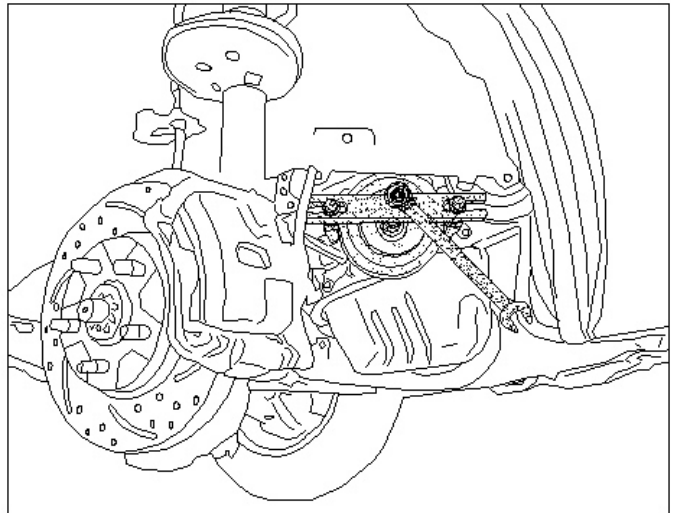
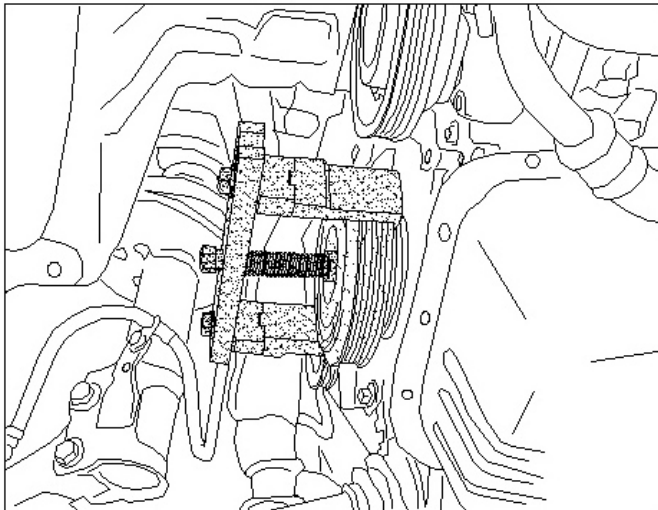
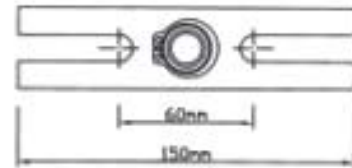
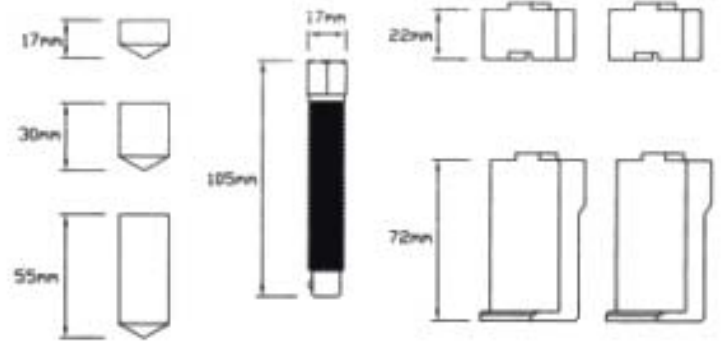




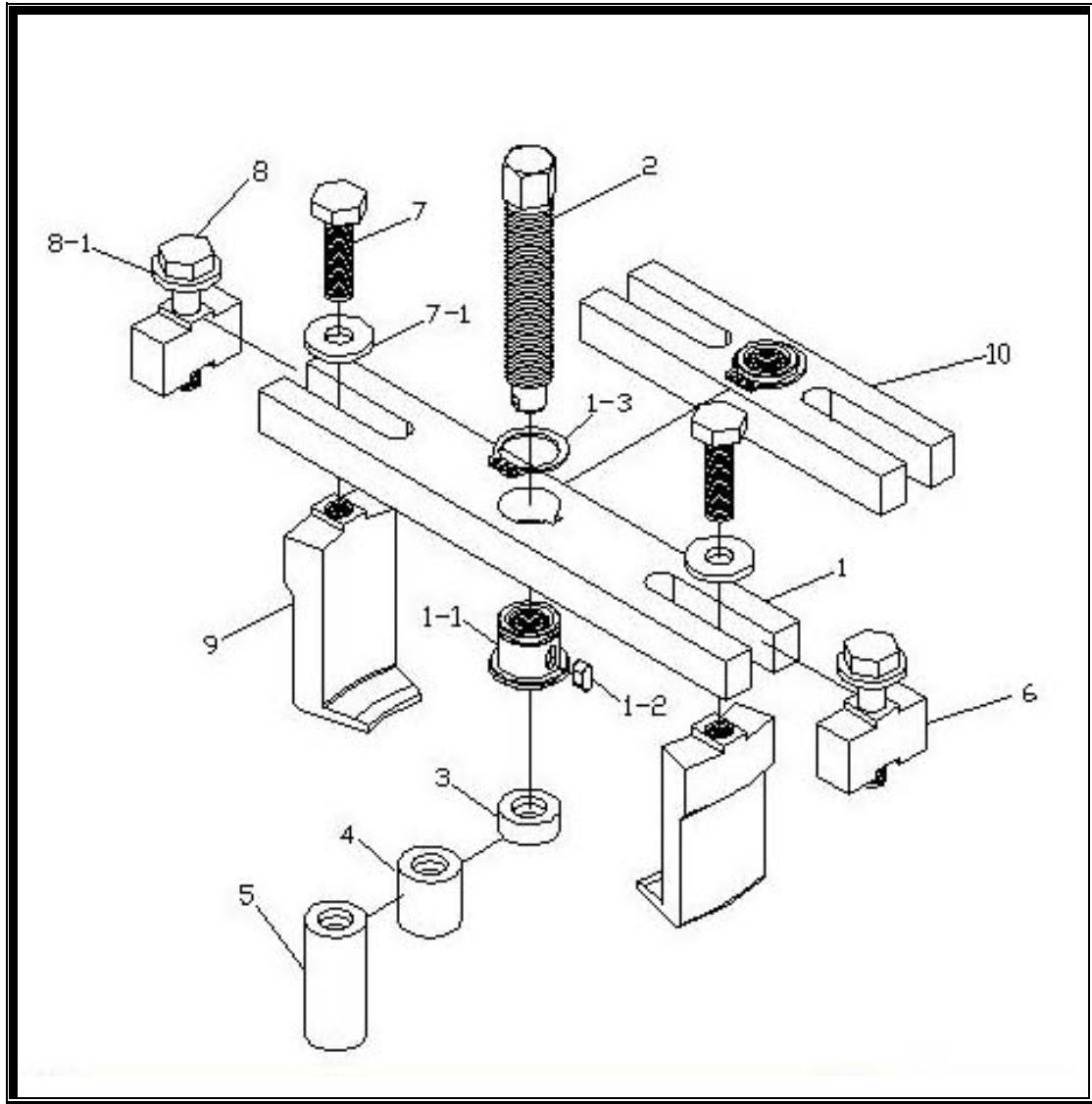
H.C.B-A1115

UNIVERSAL CRANKSHAFT PULLEY & CAMSHAFT PULLEY PULLING AID

PAT. M 253504



DIAGRAM



No.	Description	Material	No.	Description	Material
1	the Long Identity 17 x 36 x 232L	S45C	6	the Extending Block 16 x 38 x 25L	S45C
1-1	the Replaceable Nut ø28 x 22.5L	S45C	7	the Screw M10 x P1.5 x 30L	S45C
1-2	the Key 5 x 5 x 10L	S45C	7-1	the Washer ø24.5 x ø10 x 3t	SS41
1-3	the C Ring	T-STW22	8	the Screw M10 x P1.5 x 50L	S45C
2	the Screw H17 x 105L	S45C	8-1	the Washer ø24.5 x ø10 x 3t	SS41
3	the Center Pushing Rod ø22 x 17L	S45C	9	the Claw	SCM440
4	the Center Pushing Rod ø22 x 30L	S45C	10	the Short Identity 17 x 36 x 150L	S45C
5	the Center Pushing Rod ø22 x 55L	S45C			



H.C.B-A1115

UNIVERSAL CRANKSHAFT PULLEY & CAMSHAFT PULLEY PULLING AID

PAT. M 253504

- The kit contains a range of long and short identities, bolt, C-ring replaceable nut, key, screw, washer, extending block, claw, and center pushing rod.
- This kit is useful when the crankshaft pulley and camshaft pulley get stuck.
- The bolt, C-ring, replaceable nut and key are designed to insert into the identity for removing and installing the crank shaft pulley and camshaft pulley.
- The screw, washer, extending block, and claw are designed to fix on the extremities of the identity.
- The center pushing rod is to fasten the replaceable nut and the key.
- Special bolt with rolling bead is designed to protect the C-ring from being broken.
- The long and short identities, center pushing rod, and screw are universal according to the size of crank shaft pulley and camshaft pulley during operation.
- The extending block could extend the length of the claw according to the height of pulley, so as to protect the pulley from damage.
- The bolt and groove of bolt's hole are replaceable while broken instead of replacing identity itself.
- The long and short identities are time and money saver.
- Two sizes for the identity:
 - Long: 17 x 36 x 232L
 - Short: 17 x 36 x 150L
- Two size for the screw:
 - Long: M10 x P1.5 x 50L
 - Short: M10 x P1.5 x 30L
- Three sizes for the center pushing rod:
 - Long: $\varnothing 22$ x 55L
 - Middle: $\varnothing 22$ x 30L
 - Short: $\varnothing 22$ x 17L